

Lanterns, Puppets, and other neat creations.
Prepared 2010 www.ConcreteCouch.org



Lanterns:

Lantern parades are a ton of fun. You can make a lantern out of many types of materials, for little or no cost.

We suggest you start with a flashlight, headlamp, or other illumination device. Most hardware stores sell a simple LED light for \$3 or \$4, including batteries. (The LED lights use very little energy, and they are more reliable than normal bulb-type lights). You will build your lantern around the light.

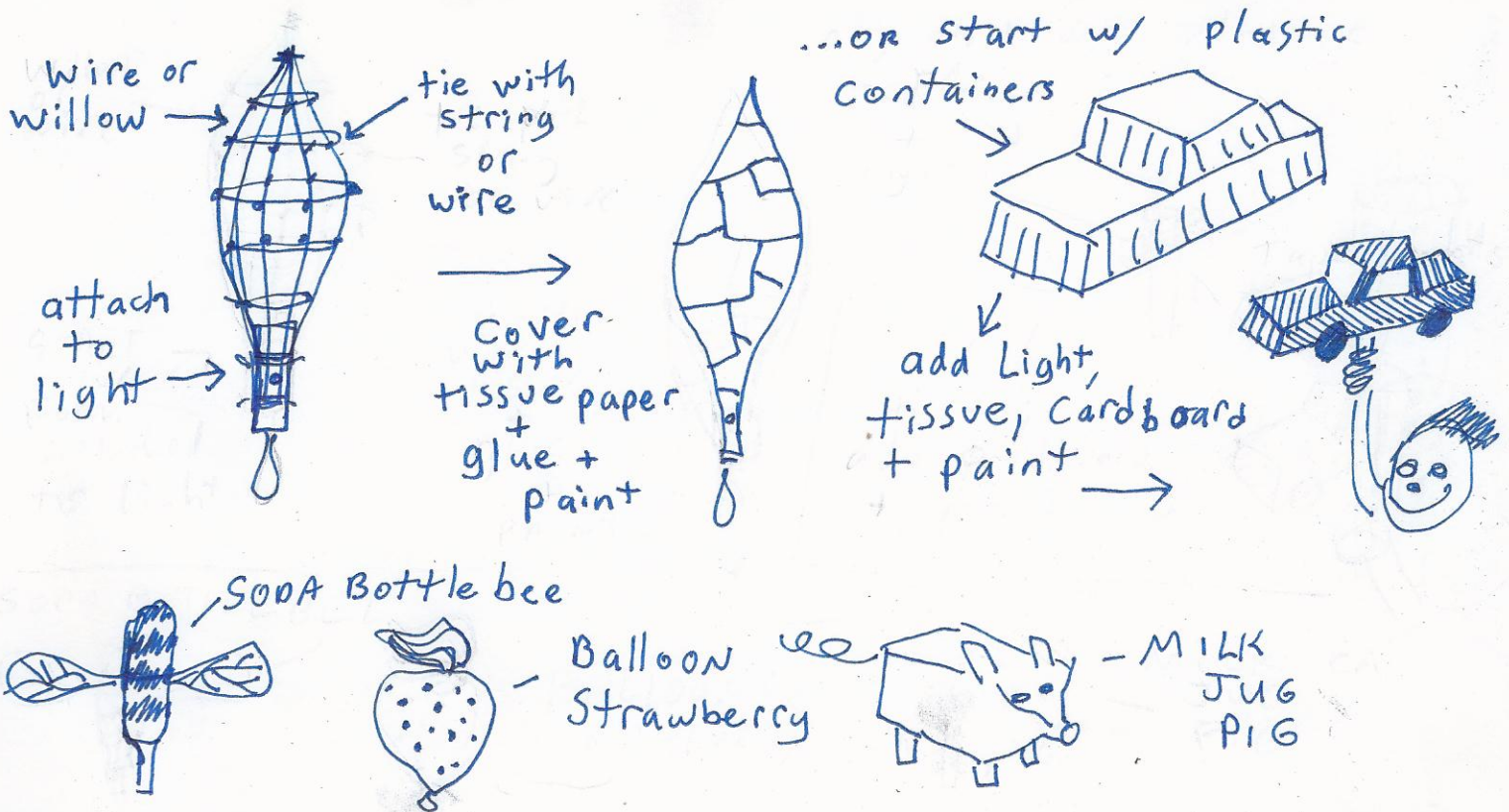
We make our lantern body out of plastic containers (bottles, sandwich "clamshells", etc), or a structure of wire/willows/vines/sticks, which is then covered with white or colored tissue paper. The tissue paper becomes strong when dry, and you can build fanciful forms in layers, over several sessions.

Remember to build all your structural elements first, then add color and embellishments, otherwise you may lose a lot of time with details which get obliterated when you have to add an unplanned structural part.

Glue: We use several types of glue; the cheapest is normal white glue watered down about 50% with water, and applied with a brush. You can also use acrylic medium, which is deluxe, but expensive.

Tissue paper: generally we use white tissue (shoe box tissue works great), and you can add color (after its dried and hardened) with your glue of choice, so the lantern is translucent but colorful. You can also start with colored tissue paper.

We finish the lanterns by adding all kinds of things and painting on them. Useful tools include needle-nose pliers, scissors, brushes, hand saws, and gardening hands snippers.



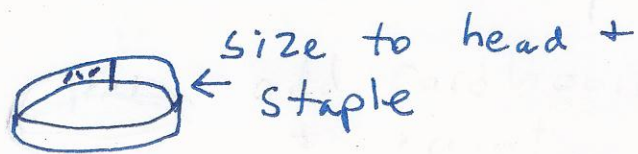

Google "lanterns" and you will see a crazy assortment of techniques. The parades are fun events, which are often described as "magical". We recommend having musicians parade with you, whether they are kids beating plastic buckets, or professionals. Its festive and exciting. We end with hot chocolate or lemonade, and sometimes a dance party.

Puppets and masks and performance:


There are a million ways to make puppets, from socks to giant, backpack supported creations. Start small and explore. We usually present a show puppets show to get the group excited, then have them make their own puppets, and develop a show (sometimes it's a one minute show...people rise to the occasion). First we have participants develop and perform the show among themselves, then sometimes present again for younger students, senior citizens, etc. The performance element makes the experience impactful.

You may want to find a performer to help facilitate the development of the shows...they have lots of "theater exercises" which will make their shows more powerful.

CARD BOARD CROWN



add more cardboard + a cape!



CARD BOARD BOX STAGE

